

## E041MFL827C | Keplero Quantum 90

### Recessed professional projector with an adjustable optical unit



	2700K	H(m)	D(m)	Emax(lx)		
	Ra80		24°			
	Fixture Power	10W	1	0.42	4305	
	Source Flux	1282lm	2	0.84	1076	
	Fixture Flux	940lm	3	1.26	478	
	Efficacy	91lm/W	4	1.68	269	
TS2224	Imax=3358cd/klm	Imax	4305cd	5	2.10	172



The figures on the drawing are expressed in mm.

#### SOURCE

High efficiency Chip on Board LED. 2700K (Ra80) colour temperature.

**Energy efficiency class:** C

**Nominal power:** 9,3W

**Nominal flux:** 1282lm

**Colour rendering index:** 80

**Rf:** 80

**Rg:** 97

**CCT nominal:** 2700K

#### ILLUMINOTECHNICAL CHARACTERISTICS

Optical grade PMMA lens and holographic diffusing filter. Adjustability of the optical unit up to 15° on the vertical plane. Tilting of the optical unit made through external regulation without opening the product.

**Optic:** LENS

**Beam angles:** FL

**Optical efficiency:** 73%

**Fixture flux:** 940lm

**Luminous efficacy:** 91lm/W

**Photobiological safety:** Compliant with RG1 low risk group

#### MECHANICAL CHARACTERISTICS

Aluminium body made by CNC machining process and treated with black anodizing. All-glass version. Extra clear protective glass.

**Colour and finish:** All-glass

**Version:** CLEAR GLASS

**Degree of protection:** IP66,IP67,IP68

**Mechanical Resistance:** IK10

#### ELECTRICAL CHARACTERISTICS

24Vdc power supply. ON-OFF or DALI2 remote driver to be ordered separately. Precabled with 1,5m 2x0,5mm<sup>2</sup> cable. Casambi control system available via accessory (for products with DALI2 driver only).

**Fixture Power:** 10W

**Power supply:** 24Vdc

**Insulation Class:** CLASS 3

**Driver included:** NO

**Class F:** YES

**Ambient temperature:** -25°C / +35°C

#### INSTALLATION

In-ground installation by a reinforced nylon sleeve, to be ordered separately. Sleeve available for flush installation. 20kN resistance to static load.

#### NOTES

IP68: the fixture is not suitable for permanent underwater installation but can withstand temporary accidental immersion to a depth of 1.5 metres (max.1h). All the Keplero Quantum 90 all-glass versions meet the walk-over requirements set out in the EN 60598-2-13 standard. Low temperatures on the glass make them suitable even for installation in "special areas", such as spaces for children. It features the "Waterblock Smart" technical solution which involves resin-sealing the connection cables to minimize the risk of moisture rising into the fixture. Commissioning of the control system via free APP; the intervention of a specialist technician can be quoted on request.

#### WARRANTY

5 years.

#### WARNING

Luminaire designed for disposal/recycling at end-of-life. Replaceable (LED only) light source by a professional. Non-replaceable control gear.

Due to the technological evolution of the electronic components, the data provided may be updated, and as such, confirmation must be requested during the order process.

Luminous flux and power supply have +/-10% tolerances with respect to the indicated value. tq +25°C (CIE 121).

We reserve the right to make technical changes.

Targetti Sankey S.r.l.  
Via Pratese, 164  
50145 Firenze - Italy  
Tel: +39 055 37911  
targetti.com  
targetti@targetti.com

CCIAA Firenze  
Share Capital:  
€ 500.000,00  
VAT N. (IT):  
01537660480  
R.E.A: FI-275656

**TARGETTI**




## E041MFL827C | Keplero Quantum 90

### Recessed professional projector with an adjustable optical unit

#### Related codes

##### Sleeve



L mm	H mm	P mm	Colour	Code
219	133	219		<b>A126SS</b>
219	133	219		<b>A126CB</b>
219	133	219		<b>A126EB</b>

Reinforced nylon installation sleeve.

The sleeve is designed for the flush installation of All-glass versions.

Complete with a cover element to protect the recessed housing during concrete pouring.

AxB 219x219 H. 133

##### Power Supply

Dimensions LxHxP mm	Power	Power supply	Output voltage	IP	Code
171x37x62	60W MAX	220-240Vac	24Vdc	IP67	<b>A134EL</b>
228x39x68	150W MAX	220-240Vac	24Vdc	IP67	<b>A137EL</b>

Electronic ON-OFF power supply.

Dimensions LxHxP mm	Power	Power supply	Output voltage	IP	Code
150x35x53	60W MAX	220-240Vac	24Vdc	IP67	<b>A134D2</b>
191x38x63	120W MAX	220-240Vac	24Vdc	IP67	<b>A136D2</b>

DALI2 power supply.

#### Accessories

##### Connector



Code

**1E2493**

Linear connection box IP68.

4 poles max. wire section 2.5mm<sup>2</sup>.

Cable diameter range from 7 to 12mm.



Code

**1E2494**

Multiple connection box IP68.

1 IN - 3 OUT 4 poles max. wire section 2.5mm<sup>2</sup>.

Cable diameter range from 6 to 12mm.

##### Tool



Code

**1E3305**

Tightening wrench for the connector kit.

Due to the technological evolution of the electronic components, the data provided may be updated, and as such, confirmation must be requested during the order process.

Luminous flux and power supply have +/-10% tolerances with respect to the indicated value. tq +25°C (CIE 121).

We reserve the right to make technical changes.

Targetti Sankey S.r.l.  
Via Pratese, 164  
50145 Firenze - Italy  
Tel: +39 055 37911  
targetti.com  
targetti@targetti.com

CCIAA Firenze  
Share Capital:  
€ 500.000,00  
VAT N. (IT):  
01537660480  
R.E.A.: FI-275656

**TARGETTI**